



Kentucky High School Athletic Association

2280 Executive Drive ° Lexington, KY 40505 ° www.khsaa.org ° (859)299-5472 (859)293-5999 (fax)

MEMORANDUM

To: Superintendent, Principal, and Athletic Director
Grant County High School

From: Brigid L. DeVries, Commissioner
Larry Boucher, Assistant Commissioner *LB*


Date: May 13, 2004

Subject: 2003-2004 Title IX Annual Report Forms Submission

Enclosed please find a copy of Form T-65, The 2003-2004 Title IX Annual Report Forms Checklist. In addition, you may find an attachment with corrected copies of the forms submitted by your school personnel. Please review this information so the forms can be completed accurately in the future.

Also, KHSAA Audit Staff may have requested a re-submission of some of the 2003-2004 Annual Report Forms or need additional information on your athletic programs. Please submit this information by the date requested if this is applicable. Copies and all KHSAA Title IX documents must be kept current and included in your permanent Title IX File at the school. All documents are subject to Open Records Requests.

Should you need any further information, please do not hesitate to call anytime.



MEMORANDUM

TO: KHSAA Member School Superintendents, Principals, and Athletic Directors

FROM: Brigid L. DeVries, Commissioner
Larry Boucher, Executive Assistant Commissioner

DATE: May 13, 2004

RE: 2004 Title IX Forms Submission

School	Grant County High School	Reviewed by	Martha Mullins
--------	--------------------------	-------------	----------------

The following is a status report regarding the required 2003 - 2004 Title IX submission of forms due in to the KHSAA office by April 15, 2004. Appropriate audit personnel have reviewed these forms and the following is a summary of this review.

I. Checklist of Forms properly submitted in a satisfactory manner:

✓	GE 19 (Annual Verification)		T-36 (Budget Expenses)
✓	T-1 (Summary Program Chart 1)	✓	T-41 (Checklist – Overall Interscholastic Program)
✓	T-2 (Summary Program Chart 2)	✓	T-60 (Corrective Action Plan)
	T-3 (Summary Program Chart 3)	✓	T-63 (Interscholastic Survey Results))
✓	T-4 (Summary Program Chart 4)	✓	T-68 (Five Year Summary)
	T-35 (Budget Expenses)		

II. Status


A.		2003 – 2004 Forms are satisfactory and no further information or action is necessary at this time.
B.	✓	<p>Errors have been noted with respect to the following forms:</p> <ul style="list-style-type: none"> ▪ Form T-3; Sports were not identified. Please resubmit a corrected Form T-3 to the KHSAA no later than June 15, 2004. ▪ Forms T-35 & T-36; Resubmit these forms with corrected data for boys' basketball travel and football awards w with clarified information on "Notes on KHSAA Form T-35 & T-36". Please resubmit these forms to the KHSAA no later than June 15, 2004.
C.	✓	<p>The following forms were omitted and must be submitted by school representatives:</p> <ul style="list-style-type: none"> ▪ Form T-60; Please submit this form to include recommended action on balancing transportation of fans with booster club funds to the KHSAA no later than June 15, 2004.
D.	✓	<p>Other Recommendation and Comments:</p> <ul style="list-style-type: none"> ▪ It is recommended that you survey grades 8-11. ▪ School personnel are reminded that the permanent Title IX file is to be located in the principal's office for review at any time by the public or others.

**2003-2004
BUDGETED AND ACTUAL EXPENDITURES - PROGRAM COMPARISON CHART 2
TO INCLUDE BOOSTER CLUB FUNDING**

Teams	equipment and supplies		travel		awards		coaches' salaries (to include supplemental and extended employment)		facilities improvements		publications (if sport-specific)	
	B	E	B	E	B	E	B	E	B	E	B	E
G track	300 ⁻	394 ⁵⁰	1000 ⁻	0	300 ⁻	0	1803 ⁻	1803 ⁻	5000 ⁻	4892 ²¹	0	0
B track	300 ⁻	324 ⁵⁰	1000 ⁻	0	300 ⁻	0	1803 ⁻	1803 ⁻	5000 ⁻	4892 ²¹	0	0
G tennis	N/A	N/A	N/A	N/A	N/A	N/A	N/A	N/A	N/A	N/A	N/A	N/A
B tennis	N/A	N/A	N/A	N/A	N/A	N/A	N/A	N/A	N/A	N/A	N/A	N/A
G volleyball	3000 ⁻	3878 ³²	1000 ⁻	0	600 ⁻	993 ⁸⁸	4908 ⁻	4908 ⁻	5000 ⁻	4892 ²⁷	0	0
B wrestling	N/A	N/A	N/A	N/A	N/A	N/A	N/A	N/A	N/A	N/A	N/A	N/A
G (list sport) <i>slow pitch</i>	500 ⁻	633 ⁻	1000 ⁻	0	300 ⁻	300 ⁻	2585 ⁻	2585 ⁻	5000 ⁻	4892 ²⁷	0	0
B (football)	10000 ⁻	39009 ⁴⁹	6000 ⁻	6293 ³³	600 ⁻	3876 ⁸⁶	19507 ⁻	29944 ⁵⁷	100000	85665 ⁻	0	0
G (list sport)												
B (list sport)												

- Budget and expenditures on this 2003-2004 year report due by April 15, 2004, should reflect the total monies budgeted and spent for the entire year 2002-2003 ending June 30, 2003.
- "B" is for budgeted dollar amounts and "E" is for actual-dollar expenditures.
- Booster Club Funding/Contributions must be included in the expenditures' total.
- Indicate percentage of total expenditures for each gender. Total Expenditures \$ 396,138⁰⁰ % for boys 68% % for girls 32%

Principal's Signature:



Date:

5-27-04

OK
h2

OK
3/03

2003-2004
ACCOMMODATION OF INTERESTS AND ABILITIES
SUMMARY PROGRAM CHART 3

Participation Opportunities Test Three

FOR ANY QUESTION ANSWERED "YES" IDENTIFY THE RESPECTIVE SPORT(S).

	GIRLS (Yes / No)		BOYS (Yes / No)
1. For a sport not currently played at the interscholastic level (varsity, junior varsity, or freshman) in your school, is there an intramural team offered for that sport?	NO		NO
2. For a sport <u>not</u> currently offered in your interscholastic athletics program, is there sufficient interest to form a viable interscholastic team based on participation on an intramural team or community recreation teams?	NO		NO
3. For a sport <u>not</u> currently offered, is there sufficient interest to form a viable interscholastic team based on student responses from the interscholastic survey?	Yes, Gymnastics, Swimming, Tennis		Yes Wrestling,
4. For a sport currently offered at the varsity level only, is there sufficient interest to form a viable team for a junior varsity, or freshman team that is not currently offered?	Yes Soccer, Slow-pitch Softball		NO
5. For a sport currently offered at the junior varsity or freshman level is there sufficient interest to form a varsity team not currently offered?	NO		NO
6. If you answered YES to question (1), (2), (3), (4), or (5), are there enough high schools in your geographic area offering the sport (at the appropriate level) to allow for the development of a reasonable schedule of competition?	NO		NO

Principal's Signature:  Date: 5-27-04

NOTES ON KHSAA FORM T35 AND T36

1. **Equipment and supplies:** Football expenses higher due to reconditioning helmets for high school and middle school programs. Also, the purchase of new shoulder pads for upcoming season of 04-05.
2. **Travel:** All normal travel was on school buses at school board expense. Figures shown are for lodging and meals at meets or games, and the boys and girls basketball teams in state tournaments during 02-03. Included in boys basketball travel was a pep buses for the regional tournament which cost \$741.66. Also, includes a deposit of \$2400.00 for travel reservations to San Diego in year 2004 for the boys and girls basketball programs. This deposit made by the boys' basketball booster for airfare.
3. **Awards:** The Football boosters spent \$2000.00 on College scholarship awards for 5 players instead of funds being deposited in the B.J. Toll Scholarship Funds. This Scholarship Fund is offered to both male and female athletes. The problem listed above has been addressed and agreement reached.
4. **Facilities Improvements:** All amounts in this column are for normal upkeep and maintenance on outside fields. The school system added a new weight room facility at the high school for the use of all of our athlete programs. A schedule will be posted for the times of each program to have access to the weight room.
5. **Publications:** The athletic department produced a program for each sports season with each team included in the program. The extra money that both boys and girls basketball teams was for announcing camps and tournaments for their program on the radio and in the newspaper.

SCHOOL -----

Grant County High

2003-2004
TITLE IX

CORRECTIVE ACTION PLAN

OK
hr

To complete this form, indicate the intended area which needs corrective action, the suggested change and time table for implementation. You may copy this form as needed. Please attach corrective action plans along with audit forms and submit by April 15, 2004.

ITEM FOR CORRECTION	SUGGESTED CHANGE	TIME TABLE FOR CORRECTIVE ACTION
Booster Budget for Scholarship funding females	All booster clubs can only provide funding for scholarships for athletes through B.I. Tall fund	Ongoing 03-04
Interested in Gymnastics	Grant County currently has no equipment for a team. There is no local schools to compete against.	Ongoing 03-04
Interest Survey - females interested in Swimming	Grant County has no facilities for a swimming pool for practice or meets. Must travel 45 minutes per day to nearest pool	Ongoing - 03-04
Interest Survey females interested in Tennis	No facilities locally for practice	Ongoing 04-05
Interest Survey males interested in Wrestling	Grant County currently has no equipment for this sport. no local gym accessible.	Ongoing 04-05
Interest Survey - females wanting a Jr team for Soccer & Slow-pitch	A coach will be added for 04-05 for a Jr girls soccer team. Slow-pitch no changes for this upcoming year	Ongoing 04-05
	The team presently plays 2 game per scheduled night. There are 20 girls on team.	

For all areas currently identified as items for correction, an intended corrective action explanation is needed. THIS FORM SHALL BE TYPED.

Principal's Signature:

Date:

5-27-04

2003-2004
ACCOMMODATION OF INTERESTS AND ABILITIES
SUMMARY PROGRAM CHART 3

Participation Opportunities Test Three

FOR ANY QUESTION ANSWERED "YES" IDENTIFY THE RESPECTIVE SPORT(S).

	GIRLS (Yes / No)		BOYS (Yes / No)
1. For a sport not currently played at the interscholastic level (varsity, junior varsity, or freshman) in your school, is there an intramural team offered for that sport?	NO		NO
2. For a sport <u>not</u> currently offered in your interscholastic athletics program, is there sufficient interest to form a viable interscholastic team based on participation on an intramural team or community recreation teams?	NO		NO
3. For a sport <u>not</u> currently offered, is there sufficient interest to form a viable interscholastic team based on student responses from the interscholastic survey?	Yes		Yes ^{WRISTLING}
4. For a sport currently offered at the varsity level only, is there sufficient interest to form a viable team for a junior varsity, or freshman team that is not currently offered?	Yes		NO
5. For a sport currently offered at the junior varsity or freshman level is there sufficient interest to form a varsity team not currently offered?	NO		NO
6. If you answered YES to question (1), (2), (3), (4), or (5), are there enough high schools in your geographic area offering the sport (at the appropriate level) to allow for the development of a reasonable schedule of competition?	NO		NO

Principal's Signature: _____

Jaclyn Smith

Date: _____

3-23-04

2003-2004

**BUDGETED AND ACTUAL EXPENDITURES - PROGRAM COMPARISON CHART
TO INCLUDE BOOSTER CLUB FUNDING**

	equipment and supplies		travel		awards		coaches' salaries (to include supplemental and extended employment)		facilities improvements		publications (if sport-specific)	
	B	E	B	E	B	E	B	E	B	E	B	E
G basketball	8000	9184 ⁷⁸	5000	2447 ⁶⁸	600	517 ⁷²	12444	12444	10000	9173 ⁰³	300	9184
B basketball	8000	11881 ⁸⁰	5000	6185 ⁴⁷	600	1750	12444	12444	10000	9173 ⁰⁴	300	550
G softball	5000	10268 ⁷⁰	1000	600	300	957 ⁸⁹	3890	3890	5000	8507 ⁴⁹	0	0
B baseball	5000	3355 ³¹	1000	535	300	460	3890	3890	5000	4892 ²⁷	0	0
G cross country	5000	7365 ⁹⁹	800	910 ¹³	350	424 ⁸³	1803	1803	5000	4892 ²⁷	0	0
B cross country	5000	7365 ⁹⁹	800	910 ¹²	350	424 ⁸³	1803	1803	5000	4892 ²⁷	0	0
G golf	800	549 ²⁵	500	316	300	300	2421	2421	5000	5242 ²⁷	0	0
B golf	800	1044 ⁶⁰	500	316	300	300	2421	2421	5000	5242 ²⁷	0	0
G soccer	3100	1574 ⁷¹	1000	0	400	396 ³¹	3121	3721	10000	9173 ⁰⁴	0	0
B soccer	4700	3679 ⁶⁴	1000	0	400	514	5026	5026	10000	9173 ⁰³	0	0
G swimming	N/A	N/A	N/A	N/A	N/A	N/A	N/A	N/A	N/A	N/A	N/A	N/A
B swimming	N/A	N/A	N/A	N/A	N/A	N/A	N/A	N/A	N/A	N/A	N/A	N/A

- Budget and expenditures on this 2003-2004 year report due by April 15, 2004, should reflect the total monies budgeted and spent for the entire year 2002-2003 ending June 30, 2003.
- "B" is for budgeted dollar amounts and "E" is for actual dollar expenditures.
- Booster Club Funding/Contributions must be included in the expenditures total.
- Indicate percentage of total expenditures for each gender. Total Expenditures: 389866 % for boys 69.4 % for girls 30.6

Principal's Signature: _____

Date: 4-12-04

Phone conversation
7/3/04, w/ Mike
Pappal, AD:

NOTES ON KHSAA FORM T35 AND T36

1. Equipment and supplies : Football expenses higher due to larger number of players.
2. Travel: All normal travel was on school buses at school board expense. Figures shown are for lodging and meals at meets or games, and the boys and girls basketball teams in state tournaments during 02-03. The boys basketball boosters paid for pep buses for the district tournament and regional tournament for students to ride.
3. Awards: Football boosters spent more money on awards at the end of the year. A letter will be written and presented to head coach and booster president concerning extra money on scholarships. Only money for scholarship will be placed in the B.J. Toll scholarship fund yearly.
4. Facilities Improvements: All amounts in this column are for normal upkeep and maintenance on outside fields. The school system added a new weight room facility at the high school for the use of all of our athlete programs. A schedule will be posted for the times of each program to have access to the weight room.
5. Publications: The athletic department produced a program for each sports season with each team included in the program. The extra money that both boys and girls basketball teams was for announcing camps and tournaments for their program on the radio and in the newspaper.

Included
in B.J. Toll
Basketball
Travel, Ad-
mission, Dinner
to participants
& to place
announcements

See
below

3. College scholarship awards were included for football because 5 stipends for players were awarded instead of funds being deposited in the B.J. Toll Scholarship Fund, which is open to both male & female candidates. Correspondence listed above has been completed & agreement reached.



2003-2004 KENTUCKY HIGH SCHOOL ATHLETIC ASSOCIATION ANNUAL VERIFICATION OF TITLE IX PROCEDURES

(To be submitted by April 15, 2004 along with other required forms)

APR 14 2004

The Grant County High School, Dry Ridge, Kentucky
(Name of High School) (City)

certifies to the Kentucky High School Athletic Association that the following is an accurate and true representation of the facts surrounding compliance with 20 U.S.C. Sections 1681-1688, et. Seq. (also known as Title IX)

I certify the following provisions in accordance with records at the school contained in the permanent Title IX file, and to the best of my knowledge have completed the following tasks. (All boxes must be checked)

Established a gender equity committee at the high school. (list committee personnel and provide attachment if necessary)

Name	Address	Phone	Title
See Attached List			

Scheduled a minimum of three meetings during the 2003-2004 school year on the following dates:

See Copies of Minutes Attached

Designated the following person(s) as the Title IX coordinator for the school:

<u>Phyllis Case</u>	<u>Director of Special Instructional Services</u>	<u>245 Ridgeway Crittenden, Ky</u>	<u>859-428-3893</u>
Name	Title	Address	Phone

School personnel are continuing to make periodic reviews of the boys and girls athletics program reflected in the Corrective Action Plan.

In addition to the above information, the above referenced school maintains a complete permanent file relative to Title IX records including copies of the self-assessment audit, all corrective action plans, and other related materials.

[Signature]

Principal's Signature

3-23 20 04

Date

[Signature]

Superintendent Signature

[Signature]

School Board Chairpersons' Signature

(Send original copy to KHSAA - Maintain duplicate in Title IX school folder)

**GRANT COUNTY HIGH SCHOOL
GENDER EQUITY COMMITTEE
2003-2004**

Mike Philpot

Teacher, Grant County High School
Athletic Director, Grant County High School
2342 Antoinette Way
Union, KY 41091
859-384-1052

Phyllis Case

District Director of Special Instructional Services/ District Title IX Coordinator, Grant
County Board of Education
505 S. Main Street
Williamstown, KY 41097
859-824-3323

Ken Gray

Deputy Superintendent, Grant County Board of Education
505 S. Main Street
Williamstown, KY 41097
859-824-3323

Tracey Glass- Lamb

Principal, Grant County High School
715 Warsaw Road
Dry Ridge, KY 41035
859-824-9739

Bert Richey

Teacher/Girls Basketball/Slow pitch Softball Coach
715 Warsaw Road
Dry Ridge, KY 41035
859-824-9739

Lance Robinson

Boys' Golf Coach, Grant County High School
135 Waller Drive
Crittenden, KY 41030
859-428-3892

Heather Gordon

Student, Grant County High School
1105 Alexander Road
Crittenden, KY 41030
859-428-2142

Steven Kelly

Student, Grant County High School
15968 Dixie Hwy
Crittenden, KY 41030
859-356-7557

Kerry Garnett

Parent, Grant County High School Student
250 Elliston- Mt Zion Road
Dry Ridge, KY 41035
859-803-3164

Randall and Velma Bowen

Parent, Grant County High School Student
715 Warsaw Road
Dry Ridge, KY 41035
859-824-9739

GRANT COUNTY HIGH SCHOOL
GENDER EQUITY COMMITTEE
MEETING MINUTES
DECEMBER 3,2003

1. Members in attendance:

Mike Philpot, Athletic Director
Phyllis Case, District Title IX Coordinator
Ken Gray, Deputy Superintendent
Tracey Lamb, Grant County High School Principal
Kerry Garrett, Parent
Bert Richey, Coach
Steven Kelly, Student
Heather Gordon, Student

2. Members not in attendance:

Velma Bowen, Parent
Lance Robinson, Coach

3. Review of minutes of the April 11, 2003 meeting. By Consensus, approval.
4. The Purpose of the Gender Equity Committee was reviewed.
5. The Committee reviewed all the sports that are presently offered to our student body.
6. A discussion was held about the Girls Soccer program starting a Varsity team this year.
 - a. Mrs. Phyllis Case reviewed the discussion previous on starting a Varsity girls soccer team. She stated that the minutes from last year never approved a team to be added.
 - b. The Varsity team was approved by the board due to a large number of athletes interested in this sport.

- c. Mr. Philpot, requested that we look at hiring an assistant coach for girls soccer program
7. The prime-time basketball games numbers for the boy's and girl's teams at the school were reviewed.(see attached spreadsheet) It was noted that at this time, if the scheduled is completed for this season, the girl's squad would have 25%of their games on Friday or Saturday night while the boy's team would have 30% of their games on the same nights of the week.

The Committee suggested that we look at boys/girls double- headers against local teams. The boys/girls teams could alternate time slots for these games. The recommendation at starting double-headers for next season was made.

8. A discussion was held concerning a student survey at the high school to determine student interest in sports.
- a. It was determined by the committee the survey would need to be completed this school year.
 - b. Mr. Philpot indicated that the whole premise of the survey is to determine if there are a large number of students, especially females, that show an interest in a particular sport that is not currently offered at the school. If there is an interest by a large number, the school board would review the possible addition of that sport in the future.
 - c. Mr. Philpot, ask if the committee would approve the KHSAA survey to be used for this survey. The committee approval was given.
 - d. A discussion on getting results back to committee from survey. Mr. Philpot, stated that a math class that deals with statistics would compute the figures and return findings to committee. The committee approval was given.

9. By consensus, the committee will meet again on Wednesday January 28, 2004 at 5:00p.m in the Grant County High School Conference Room.

10. Adjournment.

**GRANT COUNTY HIGH SCHOOL
GENDER EQUITY COMMITTEE
MEETING
FEBRUARY 26, 2004**

1. Members present:

Mike Philpot, Athletic Director
Phyllis Case, District Title IX Coordinator
Ken Gray, Deputy Superintendent
Tracey Lamb, Principal
Lance Robinson, Boys Coach
Bert Richey, Girls Coach
Randall Bowen, Parent
Heather Gordon, Student
Steven Kelly, Student

2. Review of minutes of the December 3, 2003 meeting. By consensus, approval.
3. The committee reviewed the Cheerleading Schedule and agreed upon by consensus that the cheerleaders were equitable to fall and winter sports. The cheerleaders scheduled the same number of games for boys and girls basketball.
4. The Committee reviewed the results of the interscholastic survey. The Committee. The team agreed to wait to see the total number of females compared to males participating in sports at Grant. If the participation for females is very low compared to males, the possibility for a JV Slow-Pitch Softball Team will be reviewed.
5. The committee reviewed the allotment of funds for next year. By Consensus the team agreed.
6. Discussion of next meeting. By Consensus the team agreed to meet after the Title IX paperwork was completed.
7. By Consensus, Adjournment.

**GRANT COUNTY HIGH SCHOOL
GENDER EQUITY COMMITTEE
MEETING MINUTES
MARCH 23, 2004**

1. Members present:
Mike Philpot, Athletic Director
Phyllis Case, District Title IX Coordinator
Tracey Lamb, Principal
Velma Bowen, Parent
2. Review of minutes of the February 26, 2004 meeting. By Consensus, approval.
3. To inform middle school students prior to the year ending by letter or handout the following information:
 - a. the sports available to them at the high school specifically fall sports
 - b. inform them the coach's name and contact information for each sport
 - c. the try out dates of all fall sports
 - d. the requirements: physical examination, drug testing, etc. for participation in sports at the high school.
4. A review of the Grant County High School Title IX report to the Kentucky High School Athletic Association was held.
5. Adjournment

2003-2004
ACCOMMODATION OF INTERESTS AND ABILITIES
SUMMARY PROGRAM CHART 1

KHSAA
 Form T1
 Rev. 8/03

Participation Opportunities Test One

		(Column 1)	(Column 2)	(Column 3)	(Column 4)
	Program	Enrollment	Percentage of Total Enrollment	Number of Interscholastic Participants (double and triple count)	Percentage of Total Participation
Row 1	GIRLS	505	49.85%	236	44.11%
Row 2	BOYS	508	50.15%	299	55.89%
Row 3	Totals	1013	100%	535	100%

Instructions:

*Number of 8th grade students & below used in Column 3 and Column 4 calculations if applicable: 41

- Determine the total number of girls enrolled, (place in Row 1, Column 1). Determine the total number of boys enrolled, (place in Row 2, Column 1).
- Add the total number of girls and boys enrolled to determine total enrollment, (place in Row 3, Column 1).
- Calculate the percentage of total enrollment that is female. (Divide Row 1, Column 1 by row 3, Column 1 and place in Row 1, Column 2.) Calculate the percentage of total enrollment that is male. (Divide Row 2, Column 1 by Row 3, Column 1 and place in Row 2, Column 2.) Note: Row 1, Column 2 plus Row 2, Column 2 should total 100%.
- Ask the head coaches to review the most updated eligibility or squad lists for their teams. Ask coaches to confirm the names of those individuals who are on the team as of the first date of competition, and cross out the names of those who were cut from the team or quit the team prior to the first competitive event. Determine the total number of interscholastic athletics participants that are girls, (and place in Row 1, Column 3). In order to determine the total number of athletics participants, an individual should be counted each time he or she participates on a team. For example, if Jane Doe competes on the varsity volleyball team, the junior varsity volleyball team, the junior varsity basketball team, and the varsity softball team, she should be counted as four participants (**do not include club or intramural sports participants, cheerleaders, dance teams, or pom squads**). Calculate the same way for boys and girls. * In addition, should 8th grade students and below play on a Freshman, Junior Varsity, or Varsity team, they should also be counted for each team and sport on which they participate. If applicable, please asterisk the above notation as to how many 8th grade students & below are included in the totals. Using the same procedure, determine the total number of interscholastic athletic participants that are boys, (and place in Row 2, Column 3). Add Row 1, Column 3 plus Row 2, Column 3 to get total participants and place in Row 3, Column 3.
- Calculate the percentage of female participation. (Row 1, Column 3 divided by Row 3, Column 3 and place in Row 1, Column 4.) Calculate the percentage of male participation. (Row 2, Column 3 divided by Row 3, Column 3 and place in Row 2, Column 4.) Note: Row 1, Column 4 plus Row 2, Column 4 should total 100%.

Note: While being within three percent is not a formal compliance standard; if the percent listed in Row 1, Column 4 is within 3% of Row 1, Column 2, then it provides a good target within which compliance is likely.

Principal's Signature:  Date: 4-12-04

**ACCOMMODATION OF INTERESTS AND ABILITIES
SUMMARY PROGRAM CHART 2**

Participation Opportunities Test Two

		Column 1	Column 2	Column 3	Column 4	Column 5	
Program		Number of Teams Currently Offered	Number of Participants	Number of Teams Added in Last Five Years	Number of Participants Added in Last Five Years	Percent of Total Participation By Sex Added in Last 5 Years	
GIRLS	Row 1	varsity:	8	121	2	41	
	Row 2	j.v.:	5	105	1	61	
	Row 3	frosh:	1	10	1	10	
	Row 4	total:	14	236	4	112	47.45%
BOYS	Row 5	varsity:	7	123	0	0	
	Row 6	j.v.:	5	137	0	0	
	Row 7	frosh:	3	39	0	0	
	Row 8	total:	15	299	0	0	0

- 1) For Column 1, list the number of interscholastic teams offered for girls and boys at each competitive level (varsity, junior varsity, and freshman). For girls, total each of the entries in Rows 1, 2, and 3 into Row 4. For boys, total Rows 5, 6, and 7 into Row 8.
- 2) For Column 2, list the number of participants at each level. For girls, total each of the entries in Rows 1, 2, and 3 into Row 4. For boys, total Rows 5, 6, and 7 into Row 8. Note: The totals in Row 4 for girls and in Row 8 for boys must be the same as the totals in Form T-1, Column 3, Rows 1 and 2 respectively.
- 3) For Column 3, list the number of interscholastic teams that have been added in the last five years at each competitive level. Count each team added during the 5 year period only one time. e.g. Girl's junior varsity soccer was added 3 years ago, count the team only once, not 3 times. For girls, total the entries in Rows 1, 2, and 3 into Row 4. For boys, total Rows 5, 6, and 7 into Row 8.
- 4) For Column 4, list the number of participants that are currently on each level of the teams that were added in the last five years. If a team was added previously but no longer exists, there are no current participants to be added for that team. For girls, total the entries in Rows 1, 2, and 3 into Row 4. For boys, total Rows 5, 6, and 7 into Row 8.
- 5) For Column 5, calculate the percentage of participants that have been added in the last five years. For girls, take the number in Column 4, Row 4 and divide by the number in Column 2, Row 4. For boys, take the number in Column 4, Row 8 and divide it by the number in Column 2, Row 8.

Note: If the percentage of current participants added in the last five years is 25% or greater, compliance with test two may be possible. If less than 25%, then compliance with test three should be analyzed. **CAUTION:** 25% is not a formal compliance standard.

Principal's Signature: _____


Date: 4-12-04

2003-2004
ACCOMODATION OF INTERESTS AND ABILITIES
SUMMARY PROGRAM CHART 4

Levels of Competition Test One

		Column 1	Column 2	Column 3
Girls	Team Levels	Number of Teams Currently Offered	Number of Participants	Percentage of Participants at Each Level
Row 1	varsity:	8	121	51.3%
Row 2	j.v.:	5	105	44.5%
Row 3	frosh:	1	10	4.2%
Row 4	total:		236	100%
Boys				
Row 5	varsity:	7	123	41.1%
Row 6	j.v.:	5	137	45.8%
Row 7	frosh:	3	39	13.1%
Row 8	total:		299	100%

- 1) Column 1, list the number of interscholastic teams offered for girls and boys at each competitive level; varsity, junior varsity, and freshman. (Refer to Form T-2, Accommodation of Interests and Abilities, Summary Program Chart 2, Column 1.)
- 2) For Column 2, list the number of participants at each level. For girls, total the entries in Rows 1, 2, and 3 into Row 4. For boys, total the entries in Rows 5, 6, and 7 into Row 8. (Refer to Form T-2, Accommodation of Interests and Abilities, Summary Program Chart 2, Column 2.)
- 3) For Column 3, calculate the percentage of female and male participants at each level.
For girls' varsity, junior varsity, and frosh, respectively:
 - Divide Column 2, Row 1 by Column 2, Row 4, and place the percentage in Column 3, Row 1.
 - Divide Column 2, Row 2 by Column 2, Row 4, and place the percentage in Column 3, Row 2.
 - Divide Column 2, Row 3 by Column 2, Row 4, and place the percentage in Column 3, Row 3.
 -
 For boys' varsity, junior varsity, and frosh, respectively:
 - Divide Column 2, Row 5 by Column 2, Row 8, and place the percentage in Column 3, Row 5.
 - Divide Column 2, Row 6 by Column 2, Row 8, and place the percentage in Column 3, Row 6.
 - Divide Column 2, Row 7 by Column 2, Row 8, and place the percentage in Column 3, Row 7.

Principal's Signature:  Date: 4-12-04

2003-2004 KHSAA TITLE IX ATHLETICS AUDIT

KHSAA
Form T41
Rev. 3/03

Checklist - Overall Interscholastic Athletics Program

Areas of Compliance	ADVANTAGE TO (Respond based on Internal Evaluation by checking the appropriate column.)		
	GIRLS' PROGRAM	BOYS' PROGRAM	NEITHER PROGRAM
OPPORTUNITIES			
Accommodation of Interest and Abilities			✓
BENEFITS			
Equipment and Supplies			✓
Scheduling of Games and Practice Time			✓
Travel and Per Diem Allowances			✓
Coaching			✓
Locker Rooms, Practice and Competitive Facilities			✓
Medical and Training Facilities and Services			✓
Publicity			✓
Support Services			✓
Athletic Scholarships			✓
Tutoring			✓
Housing and Dining Facilities and Services			✓
Recruitment of Student Athletes			✓

Principal's Signature:  Date: 3-23-04

2003-2004 INTERSCHOLASTIC ATHLETICS SURVEY
Summary of Student Responses

School Name	Grant County High School
School Enrollment	1039
Date	2-9-04
Completed By	Mike Philpot

Instructions:

1. Summarize the Student Athletics Interest Surveys Form T-61 by listing the total number of responses on the line next to each sport.
2. Under the Other Category please provide a listing of the sports as well as the number of students who are interested in participating.
3. Please sign and date the Summary Form (T-63) and mail the Summary Form only to the KHSAA by April 15, 2004. Do not mail the student surveys (Form T-61). However, these Forms should be maintained in your files in the event they are requested subsequently.

1039 Number of Surveys

858 Total Returned (*A minimum of 80% return is expected*)

9-12 Grades Surveyed

How Was The Survey Administered? homerooms
(e.g. was it given in all English classes, or all home rooms, or advisee/advisor?)

Fall Sports (List Total Number of Participation Responses)

	<u>23</u>	Cross Country (Girls)
	<u>13</u>	Cross Country (Boys)
	<u>14</u>	Field Hockey (Girls)
	<u>118</u>	Football (Boys)
	<u>13</u>	Golf (Girls)
	<u>28</u>	Golf (Boys)
x	<u>57</u>	Soccer (Girls)
VV	<u>31</u>	Soccer (Boys)
x	<u>116</u>	Volleyball (Girls)
↑	<u>37</u>	Volleyball (Boys)

Winter Sport (List Total Number of Participation Responses)

	<u>81</u>	Basketball (Girls)
	<u>98</u>	Basketball (Boys)
—	<u>88</u>	Gymnastics (Girls)
	<u>35</u>	Indoor Track (Girls)
	<u>35</u>	Indoor Track (Boys)
—	<u>99</u>	Swimming & Diving (Girls)
	<u>31</u>	Swimming & Diving (Boys)

63 Wrestling (Boys)

Spring Sport (List Total Number of Participation Responses)

	<u>89</u>	Baseball (Boys)
XV	<u>47</u>	Fast Pitch Softball (Girls)
—	<u>62</u>	Slow Pitch Softball (Girls)
—	<u>63</u>	Tennis (Girls)
	<u>39</u>	Tennis (Boys)
	<u>68</u>	Track (Girls)
	<u>32</u>	Track (Boys)

Other Sports (From Student Survey T-61 Question 10)

Name of Sport	Number of Students Interested In Participating
_____	_____
_____	_____
_____	_____
_____	_____
_____	_____
_____	_____
_____	_____
_____	_____

Number of Students who participate in Intramural Sports.
(From Student Survey T-61 Question 5)

<u>Sport</u>	<u>Number</u>
<u>Basketball</u>	<u>6</u>
<u>Baseball</u>	<u>16</u>
<u>Cheerleading</u>	<u>4</u>
<u>Boys Soccer</u>	<u>2</u>
<u>Fast-pitch Softball</u>	<u>2</u>
<u>Boxing</u>	<u>2</u>
<u>Volleyball</u>	<u>2</u>

List Intramural Sports students are interested in adding:
(From Student Survey T-61 Question 6)

<u>Sport</u>	<u>Number</u>
<u>Basketball</u>	<u>7</u>
<u>Swimming</u>	<u>18</u>
<u>Boys Volleyball</u>	<u>4</u>
<u>None</u>	<u>14</u>
_____	_____
_____	_____

Participation in Non-School Sports Activities
(From Student Survey T-61 Question 7)

Sport	Number
Football	10
Basketball	6
Softball	6

Reasons for not participating in interscholastic athletics.
(From Survey Question 8)

Response	Number
55 I prefer other activities such as band, chorus, etc.	55
142 I don't have time	142
43 The practice schedules and game times are inconvenient	43
86 The sport I like isn't offered	86
41 It's too expensive	41
7 I prefer to participate in club or intramural sports	7
112 Working	112
87 Other too lazy	87

Student Suggestions to encourage participation

Pep rallies - 20
 No drug testing - 4
 more sports - 7

Jacey Hanford
 Principal's Signature

3-23-04
 Date